

How to reset your combination?

▪ The factory preset combination is 0-0-0-0, even though the dials may appear in other numbers.

1. Leave the dials at preset combination 0-0-0-0. (Fig. A)
2. Turn the Knob to the open position. (Fig. B)
3. Push the Reset Lever on the back of lock from "A" to "B" position. (Fig. C) Set your own desired combination.
4. Return the Reset Lever back to "A" position. (Fig. D) Your lock is now ready to open at its new combination.

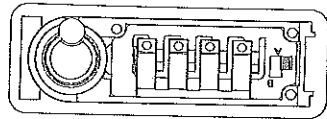


Fig. A

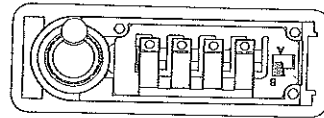


Fig. B

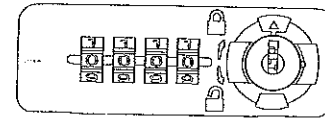


Fig. C

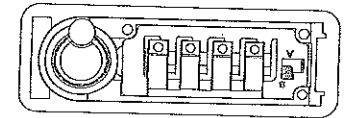


Fig. D

How to decode the forgot combination?

▪ Press down the Decoding Panel, keep holding it and rotate the dial till the Decoding Panel sinks or there is a "click" sound. (Fig. E). Repeat the same process for all dials, you will get the opening numbers.

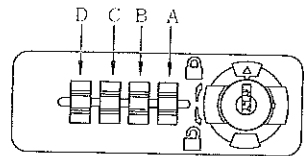
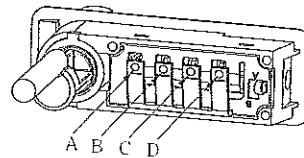


Fig. E

